


The intelligent lab management software system for materialographers



Scentis is a lab management system developed specifically for materialographic laboratories. Use Scentis to acquire images, collect associated data, measure and analyze. Use Scentis to archive and manage your data and extract knowledge – from desktop to enterprise level.

The ability to connect Scentis to materialographic preparation, analytical equipment and seamlessly transfer data, sets a new milestone in the integration of laboratory data. Optional plug-in image analysis modules provide state-of-the-art evaluation methods for everything from grain sizing to inclusion rating.

- Easy and intuitive user interface to match your workflow
- Acquire images and associated data in any format
- Network with preparation equipment and import preparation methods into Scentis
- Network with hardness testers and import hardness data into Scentis
- Store all your data in one place for improved overview and easy retrieval
- Gain unsurpassed database flexibility due to the state-of-the-art object-oriented database technology
- Employ powerful search and query tools to retrieve data
- Use data mining to gain new insights from all your stored images and data
- Perform image measurements to measure coating thickness, angles etc.
- Employ annotations to label image features or areas of interest
- Employ image analysis modules for sophisticated evaluations according to international standards (optional)
- Document your results with easy to use List & Label™ reporting templates and built-in report generator
- Share your reports in a variety of formats including doc, xls, pdf and html
- Scentis is available for single work stations and workgroups with the ability to upgrade gradually
- Intelligent floating license management ensures efficient utilization of the licenses

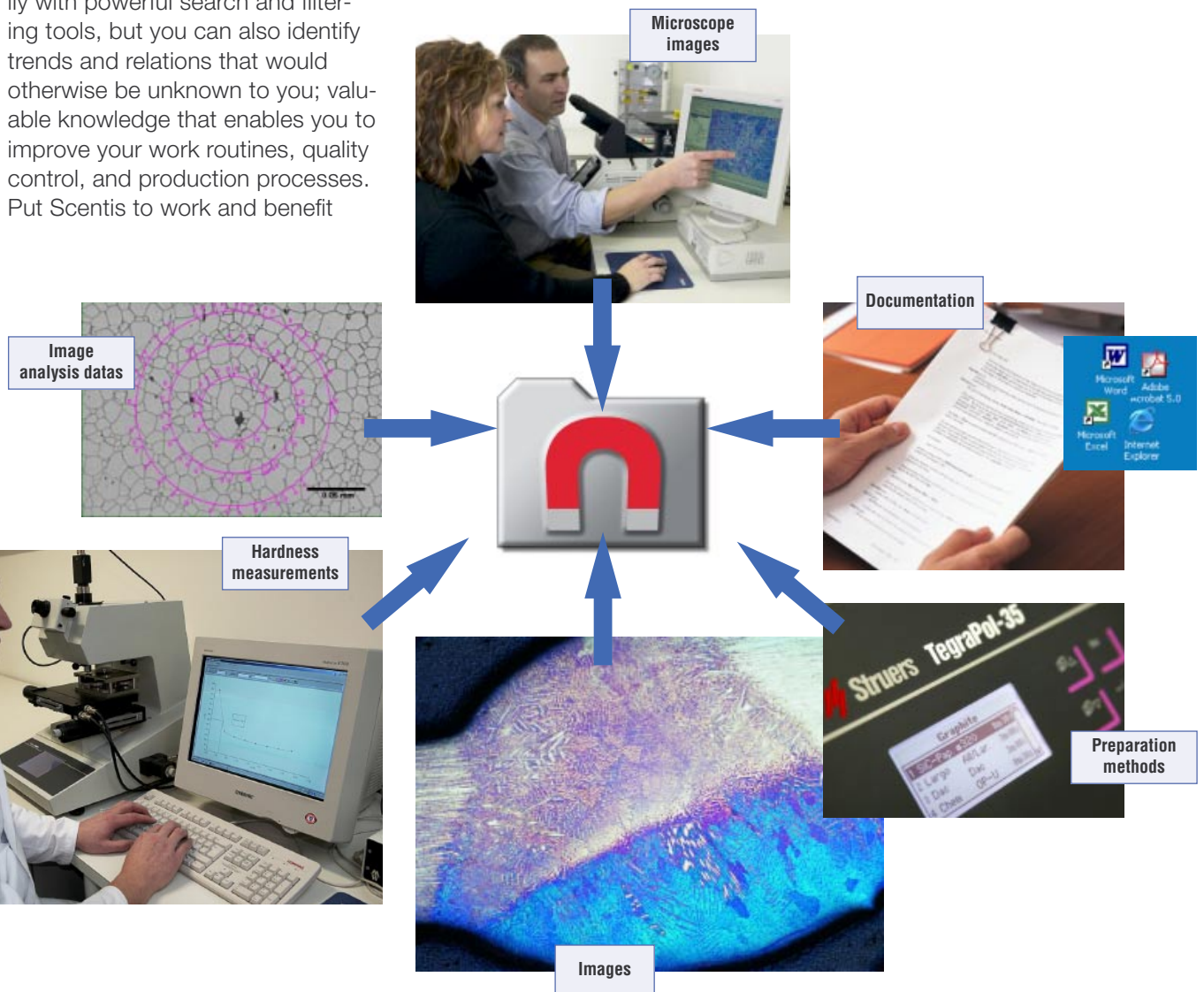
Scentis Integrates all your Lab Data

A lab management system is truly valuable when all lab data is made accessible in one solution and Scentis is much more than image archiving and analysis. Scentis collects data from microscopes, materialographic preparation equipment and hardness testers and stores the data in one place. In addition, external data in various formats can be included. The result is a unique lab management system offering transparency and full documentation on specimens, projects and customers. With all data stored in one place, new possibilities in data mining emerge. Not only can you retrieve data easily with powerful search and filtering tools, but you can also identify trends and relations that would otherwise be unknown to you; valuable knowledge that enables you to improve your work routines, quality control, and production processes. Put Scentis to work and benefit

from improved documentation ability and increased effectiveness and competitiveness.

Ease of use has been a major focus area in the development of Scentis. When working with Scentis you intuitively follow the logical workflow in your lab. Simply save your lab data progressively during the course of each job. You can make use of numerous wizards that will assist you with your tasks and you can customize the appearance of the interface to suit your preferences, including menu bars and short cut bars. In addition,

different user access levels can be employed to determine which tasks a user is allowed to perform thus simplifying the user interface and preventing unintentional altering. A journal function allows each user to view up to 60 days of working history. This makes it easy to catch up on tasks in progress and offers the administrator a fast overview in case of unforeseen absence of a technician.





Scentis Prep

The built-in Scentis Prep module enables you to access compatible preparation equipment via the local area network, import the preparation method you used to prepare your specimen directly into Scentis and save it together with all other specimen data.

Preparation methods comprise all details on preparation surface, suspension, lubricant, dosing levels, applied force and time.

Once the preparation method has been imported to Scentis, it receives a read-only status and cannot be altered, ensuring maximum safety.

The geographical location of the preparation equipment is not important as long as you can access it through your network. It can be next door or in another country for that matter.

Step	1/4	2/4	3/4	4/4
Surface Type	SC-Paper #320	MD-Large	MD-Mid	MD-Chem
Abrasive Type		DiaPro 20/Lan	DiaPro Mid	OP-U
pre-dose		2	2	4
dose		5	5	15
Lubricant Type	Water			
pre-dose	0			
dose	1			
Speed	150	150	150	150
Force [N]	25 100	40 240	25 150	10 80
Holder Direction	↻	↻	↻	↻
Time [min]	1:00	3:00	5:00	1:00

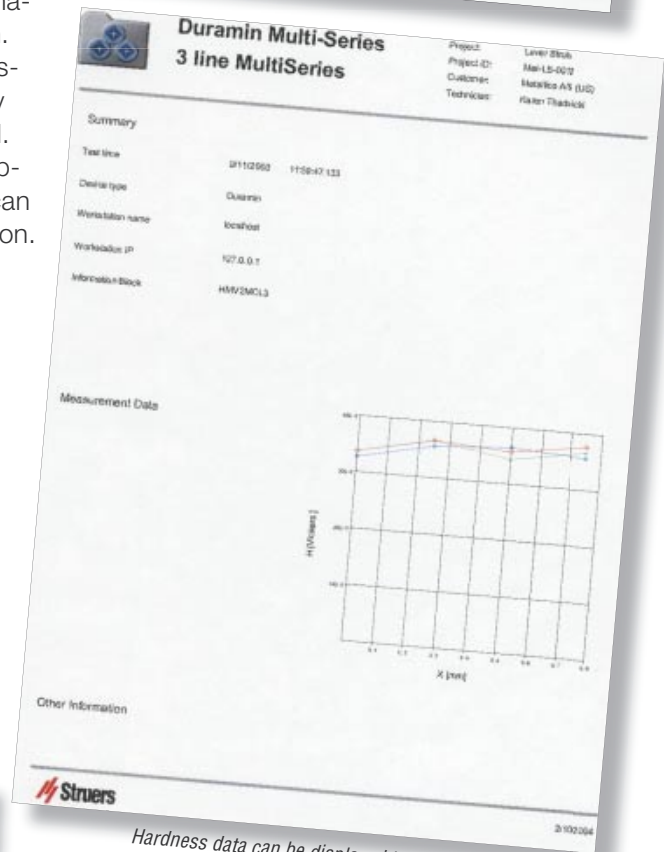
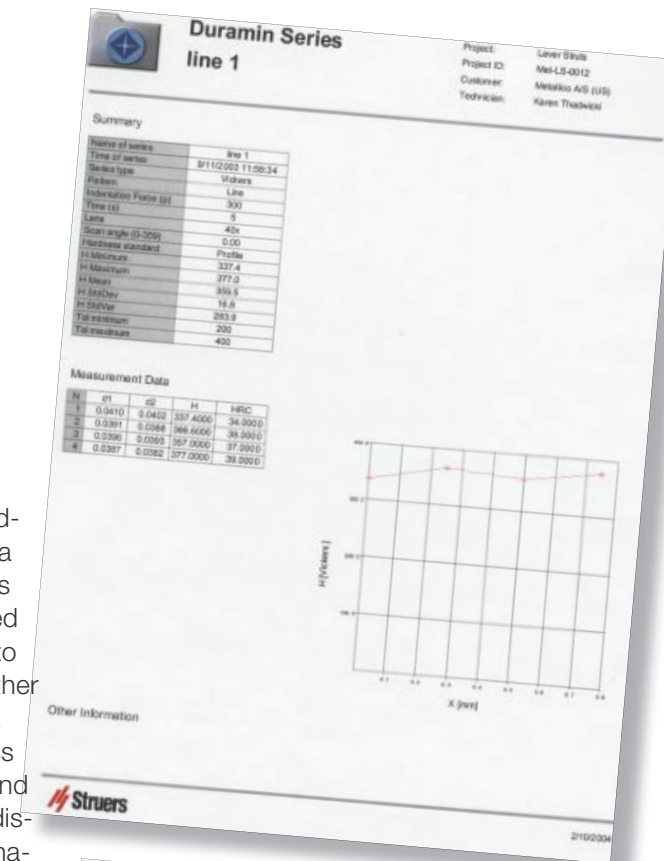


Scentis Indent

The built-in Scentis Indent module enables you to access Struers compatible hardness testers via the local area network, import the hardness measurements you performed on your specimen directly into Scentis and save them together with all other specimen data.

Scentis displays the hardness measurements graphically, and several sets of data can be displayed in the same graph, enabling easy visual comparison.

The imported hardness measurements receive a read-only status and cannot be altered. As with the preparation equipment, the hardness testers can have any geographical location.



Hardness data can be displayed in a variety of different ways just by using the built-in report templates






Image Capture


Use Scentis to view the live microscope image, optimize it instantly if necessary and save it in Scentis. All the calibration values associated with the respective microscope lens are saved together with each individual image allowing for easy subsequent measuring. Scentis is compatible with both analogue and digital cameras.

Other Files and Documents

Any other file or document that you would like to associate with your specimens, your projects or customers can easily be imported and saved in Scentis.

Scentis was designed to interface seamlessly with all standard software packages such as Microsoft® Word® and Microsoft Excel®. This means that there is no need to change the way you presently work with your lab data. Scentis can acquire all data formats.

Maybe you have taken macro photos of your specimens with a digital camera, received specifications or reports from another department in your company or a mail from your customer that you want to save together with all your specimen data. With Scentis you can do this easily.



Intelligent Archiving

Scentis enables you to collect all data associated with your specimens and save them in one place. This greatly facilitates the subsequent report generation and provides powerful documentation abilities and transparency in relation to quality assurance systems.

Establishing a database is very easy using the built-in wizard. No knowledge about database applications is necessary. Scentis is based on an object-oriented database offering the ultimate flexibility in database structuring. You can build one or several databases, structured by customers, projects and specimens as you wish. Fields are easily picked from a list or new ones can be defined.

You can change a database structure at any time without affecting the data you have stored already, or even go for no structure at all. Scentis truly allows you to tailor your databases to your specific needs.

Scentis can be installed as single seat license or as workgroup licenses allowing users to share databases and data access. Workgroups

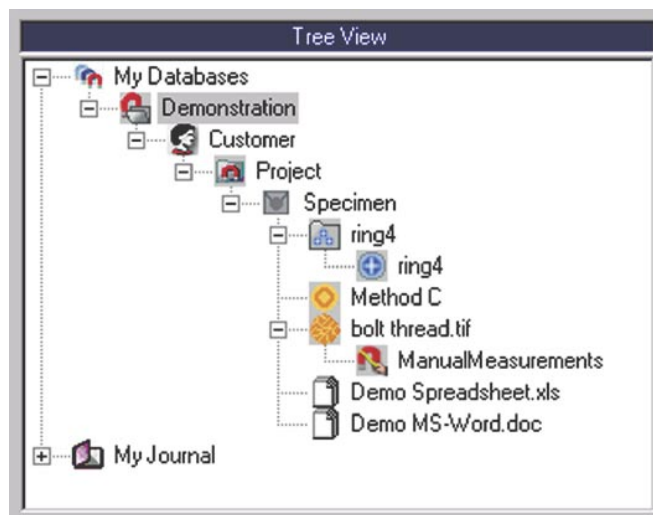
State-of-the-art Database Technology

Traditional image archiving software is based on relational databases, which handle alphanumeric data extremely well, but tie the user to pre-defined database field settings and offers little flexibility. Scentis however, is built on an object-oriented database. The advantages are numerous but most importantly it means that rigid field settings, relations and the number of fields available will never restrict you in your work again. You can easily add new fields and restructure your database at any stage as your requirements develop.

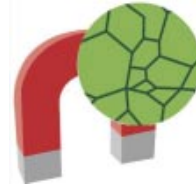
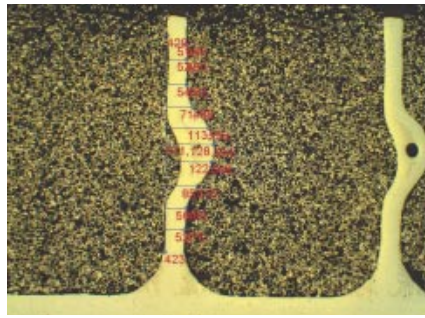
Another important advantage of the object-oriented database structure is the powerful search facilities that emerge. Any stored data can be employed as search criteria and you can perform searches across several databases without regard to their individual database structure.

The use of an object-oriented database results in greater speed, along with extremely flexible searching functionality, very easy creation of content, and much easier administration. In addition, Scentis database records can be linked to records in relational databases thus providing unsurpassed flexibility.

have floating licenses allowing an unlimited number of users to utilize the software but only as many at one time as licenses available.



Using the perpendicular distance measurement several parallel measurements can be carried out along the same base line



Optimise your Images

To achieve optimal reproduction for reporting or image analysis, you can optimize your image automatically using the 'Best Fit' feature or adjust the parameters individually. The four most common parameters are available:

- Contrast
- Brightness
- Gamma
- Histogram



Manual Measuring

Scentis includes 11 measurement tools, which make it easy to perform and archive measurements directly into the database.

Manual measurements tools:

- Line tool, to trace the length of a straight line
- Point to point, to measure distance between two points
- Polyline, to trace the length of irregular lines in the image
- Polygon, to measure the area of an irregular shape

Also on PCB the perpendicular distance measurement can be used

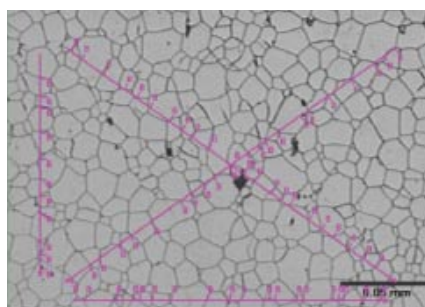


- Ellipse, to measure the area of an elliptical or circular shaped feature
- Best fit circle, to trace a circular feature by defining a number of points
- Perpendicular distance, to determine the distance of one or more points from a reference line.
- Angle, to trace an angle in the image
- Points, to mark points of interest and determine their position
- Best fit line, to trace a line by defining points on or near the line
- Angles of lines, to trace the angle between lines that have been traced in the image

Annotations and Area of Interest

With the annotations and area of interest tools you can easily add text and graphics to your images or isolate an area of interest from the rest of the image. These tools allow you to label image features of specific interest and add your personal comments. Annotations can be saved as overlays or be burned permanently into the image.

Two different ways of grain size measurement




Scentis Image Modules

Perform even the most sophisticated image analysis by using one or more of the optional Scentis Image modules. Why purchase an image analysis system with features that you will never use? With Scentis you only purchase the image analysis module that you need.

A large number of image analysis modules are available, many of which conform to ASTM, ISO and DIN standards:

- Multiple phase percent area
- Grain size
- Inclusion or second phase constituent measurement
- Particle size / Sphericity
- ASTM E384 micro indentation / macro hardness measurement
- Brinell hardness measurement
- Thickness, Layers and Coatings
- Graphite in cast iron
- Dendritic arm / cell spacing

The Scentis image modules allow you to perform sophisticated analysis very easily. Simply select the appropriate analysis module and follow the intuitive guidance of the built-in wizards.



The different report templates allow to show and distribute various data exactly as wanted

Professional Reporting

Use Scentis to generate professional and comprehensive reports. With all your specimen images and associated data stored in one place, you have the possibility to include as few or as many images and data as you like in one single report, including measurements, image analysis results, preparation methods and hardness graphics.

Scentis comes preloaded with many List & Label® report templates which are easy to use and modify, or new templates can be created by the integrated report designer to meet your specific requirements.

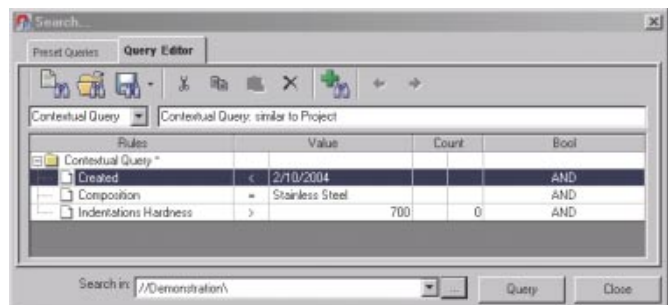

The resulting report can be saved in a variety of formats including Microsoft Word®, Microsoft Excel®, Acrobat® Pdf or html formats allowing you to share your results with your colleagues and other professionals.

Employ the Scentis Browser to make your images, data and reports viewable and downloadable via a web page. Scentis Browser uses the security profiles created in Scentis to allow access to the web page. Up to 1000 web visitors can view and download data from the web page simultaneously.



Fast and Powerful Search Tools

One of the key functions of an archive is the ability to retrieve data fast and efficiently. Scentis offers a number of powerful search and query tools. You can search by key words, perform queries due to filters and logical operators, and you can search in real-time context-sensitive mode, allowing you to reveal knowledge that would otherwise be unidentified.



Data Mining

Data mining is a discipline well known from the consumer retail business. In materialography data mining, also known as image informatics, is a process of refining knowledge from the stored data and share it with colleagues and other professionals in a comprehensive form.

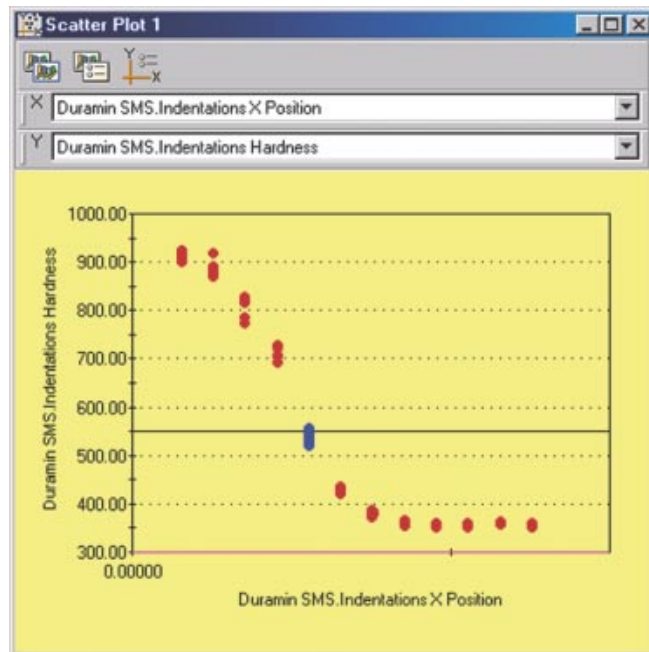
So rather than just being a location for storing research, Scentis provides the tools and the resources needed to gain valuable new insights from previously captured images and associated data.

Data mining allows you to track trends within your data that would otherwise be unidentified, simply because of the database structures traditionally used. As an example, you can select any value from a measurement and search for specimens with similar data values. No other materialographic database software offers this sophisticated level of context-sensitive data integration and searching.

The value of the data mining functionality increases greatly as the amount of data stored increases. Knowledge refined through data mining will assist you in your attempt to improve working procedures and quality and ultimately improve the competitiveness of your company.

Access Security

Maintain security with user levels, user groups and password access levels.



Advanced functions allow the graphic display of various results

Hardware

Struers recommends a QImaging digital camera for Scentis. For those that prefer to use their existing video cameras the optional Scentis frame grabber solution is available. The frame grabber accepts all standard video signal formats.

Struers Support Site

On-line support is available on the internet. As a registered Scentis user you have access to comprehensive self-help tools and online support from the Struers Scentis Team.

Floating License Management

The intelligent floating license management system allows for flexible usage of the licenses on the local area network. An unlimited number of users can utilize the Scentis software but only as many at one time as licenses available.

Single Seat or Network Access

Scentis is available for any size of laboratory. If data is collected and archived at a single workstation, consider the single seat license. If you have multiple data entry points or technicians and would like to share access to data, then a small workgroup license with up to 10 licenses will be necessary. Of course, large workgroups with up to 1024 licenses may be the answer. The large workgroup licenses include the server software required to use Scentis on a truly global scale.

A web browser solution even allows non-Scentis users to access data and reports on a view-only basis.



Struers A/S
 Pederstrupvej 84
 DK-2750 Ballerup, Denmark
 Phone +45 44 600 800
 Fax +45 44 600 801
 struers@struers.dk
 www.struers.com

DEUTSCHLAND
Struers GmbH
 Karl-Arnold-Strasse 13 B
 D-47877 Willich
 Telefon +49/(0) 21 54/4 86-0
 e-mail: verkauf.struers@struers.de

ÖSTERREICH
Struers GmbH
 Zweigniederlassung Österreich
 Ginzkeyplatz 10
 A-5020 Salzburg
 Telefon (0662) 625711
 e-mail: stefan.lintschinger@struers.de

SCHWEIZ
Struers GmbH
 Zweigniederlassung Schweiz
 Weissenbrunnenstrasse 41
 CH-8903 Birmensdorf
 Telefon (01) 77763-07
 e-mail: rudolf.weber@struers.de

THE NETHERLANDS
Struers GmbH Nederland
 Electraweg 5
 NL-3144 CB Maassluis
 Tel.: +31 (0) 10 599 72 09
 e-mail: glen.van.vugt@struers.de

CZECH REPUBLIC
Struers GmbH
 Ocalářská 799
 CZ-190 00 Praha 9
 Tel. 02 / 84 818 227
 e-mail: david.cernicky@struers.de

POLAND
Struers Sp. z o.o.
 Oddział w Polsce
 ul. Lirowa 27
 PL-02-387 Warszawa
 Tel.: 022/824 52 80
 e-mail: grzegorz.uszynski@struers.de

HUNGARY
Struers GmbH
 Magyarországi fióktelep
 Puskás Tivadar u. 4
 H-2040 Budaörs
 Phone (23) 428-742
 Fax (23) 428-741
 e-mail: mariann.lovonyak@struers.de

FRANCE
Struers S. A. S.
 370, rue du Marché Rollay
 F- 94507 Champigny
 sur Marne Cedex
 Téléphone +33 1 55 09 14 30/31
 e-mail: struers@struers.fr

BELGIQUE
Struers S. A. S.
 370, rue du Marché Rollay
 F- 94507 Champigny
 sur Marne Cedex
 Téléphone +32 43 70 93 18
 e-mail: struers@struers.fr

JAPAN
Marumoto Struers K.K.
 Takara 3rd Building
 18-6, Higashi Ueno 1-chome
 Taito-ku, Tokyo 110-0015,
 Phone: +81 3 5688-2914
 e-mail: struers@struers.co.jp

SINGAPORE
Struers A/S
 10 Eunos Road 8, #12-06 North Lobby
 Singapore Post Centre
 Singapore 408600
 Phone +65 6299 2268
 e-mail: struers.sg@struers.dk

UNITED KINGDOM
Struers Ltd.
 Erskine Ferry Road, Old Kilpatrick
 Glasgow, G60 5EU
 Phone 01 389 877 222
 e-mail: info@struers.co.uk

USA and CANADA
Struers Inc.
 24766 Detroit Road
 Westlake, OH 44145-1598
 Phone (888) 787-8377
 e-mail: info@struers.com

SPECIFICATIONS		Code:	Cat. no:	No. of users:
Scentis 5.0				
Scentis 5.0 Single Seat License				
Scentis Lab Data Management System. Single seat license. Limited to a single workstation. Will interface with compatible equipment. PC required but not included. Does not include MP3 Camera or MV-Pro Frame Grabber. Does not include technical support.		SCESI	36001001	
Scentis 5.0 Small Workgroup License				
Scentis Lab Data Management System. Small workgroup license with floating licenses. Will interface with compatible equipment. PC required but not included. Does not include MP3 Camera or MV-Pro Frame Grabber. Includes 1 year of technical support.		SCEIX	36001002	6 users
		SCESE	36001003	7 users
		SCEIT	36001004	8 users
		SCENI	36001005	9 users
		SCETE	36001006	10 users
Scentis 5.0 Large Workgroup License				
Scentis Lab Data Management System. Large workgroup license with floating licenses. Will interface with compatible equipment. PC required but not included. Does not include MP3 Camera or MV-Pro Frame Grabber. Includes 1 year of technical support.		SCETI	36001007	10 users
		SCEWE	36001008	20 users
		SCEIF	36001009	50 users
		SCEHU	36001010	100 users
		SCEHI	36001011	150 users
		SCETO	36001012	200 users
Scentis Browser				
To provide a web interface for Scentis content. For small and large workgroup versions of Scentis.		SCEBO	36001020	
SCENTIS IMAGE MODULES				
IA Modules:				
	Multiple Phase Percent Area	SCIPA	36003001	
	Grain Sizing	SCIRA	36003002	
	Inclusion or 2nd-Phase	SCIND	36003003	
	Constituent Measurement			
	Particle Size / Sphericity	SCIPS	36003004	
	ASTM E384 Microindentation / Macro Hardness Measurement	SCIMI	36003005	
<i>Please contact your Struers representative for more information about Scentis Image modules</i>	Brinell Hardness Measurement	SCIBI	36003006	
	Thickness, Layers and Coatings	SCITI	36003007	
	Graphite in Cast Iron	SCICI	36003008	
	Dendritic Arm / Cell Spacing	SCIAS	36003009	
ACCESSORIES				
Digital Camera				
QImaging MP3.3 Digital Camera. For use with Scentis.		SCECA	36006901	
Frame Grabber				
Integral Technologies FlashBus MV Pro frame grabber and cable. Required for using video camera input to Scentis		SCEAN	36006902	
TECHNICAL SUPPORT				
Scentis Single Seat Support Contract				
Technical support contract for single seat license for 1 year.		SUPSI	36002001	
Scentis Small Workgroup Support Contract				
Technical support contract renewal for small workgroup for a 1 year period. Note: 1 year of technical support is included in the first year of a Small Workgroup License purchase.		SUPIX	36002002	6 users
		SUPSE	36002003	7 users
		SUPIT	36002004	8 users
		SUPNI	36002005	9 users
		SUPTA	36002006	10 users
Scentis Large Workgroup Support Contract				
Technical support contract renewal for large workgroup for a 1 year period. Note: 1 year of technical support is included in the first year of a Large Workgroup License purchase.		SUPTI	36002007	10 users
		SUPWE	36002008	20 users
		SUPIF	36002009	50 users
		SUPHU	36002010	100 users
		SUPHI	36002011	150 users
		SUPTO	36002012	200 users
System Requirements				
To install and work with Scentis 5.0, the following minimum requirements to equipment and software need to be met:				
IBM compatible PC				
Processor: Pentium 3, 1 GHz				
RAM: 512 MB				
Operating Software: Microsoft® Windows® 2000 or Microsoft Windows® XP				
Professional A VGA (or better) resolution 256 colour display device				
Windows® compatible mouse, keyboard and CD-ROM drive				
<i>Scentis™ is developed in co-operation with Media Cybernetics®.</i>				
<i>Media Cybernetics® is a registered trademark of Media Cybernetics Inc.</i>				

Struers' products are subject to constant product development. Therefore, we reserve ourselves the right to introduce changes in our products without notice.